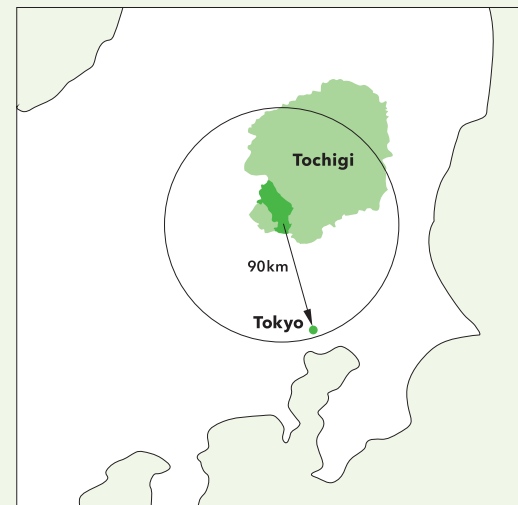

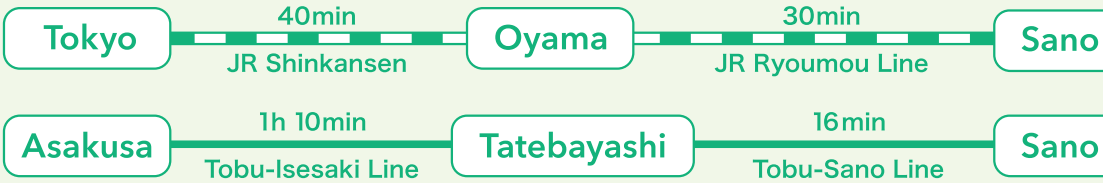

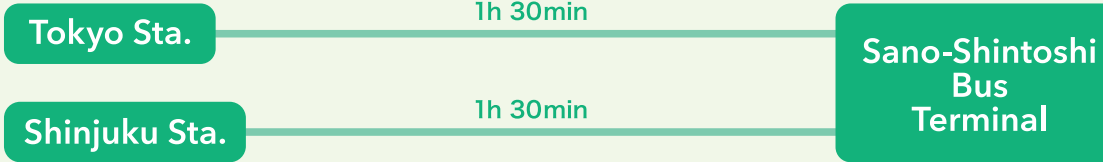




ACCESS INFORMATION



Train 	 <p> Tokyo — 40min — JR Shinkansen — Oyama — 30min — JR Ryoumou Line — Sano Asakusa — 1h 10min — Tobu-Isesaki Line — Tatebayashi — 16min — Tobu-Sano Line — Sano </p>
HighWay Bus 	 <p> Tokyo Sta. — 1h 30min — Sano-Shintoshii Bus Terminal Shinjuku Sta. — 1h 30min — Sano-Shintoshii Bus Terminal </p>
Car 	 <p> Tokyo — Urawa IC — 40min — TOHOKU EXPWY — Sano-Fujioka IC </p>

Transportation in Sano

Rental bicycles

If you want to efficiently get around the city and enjoy the sites, why not rent a bicycle? Electric bikes are also available.



Taxi



Bus



TOURIST INFORMATION

Sano City Tourism Association

2519, Kanaikami cho, Sano City, Tochigi prefecture



HP



Instagram



x



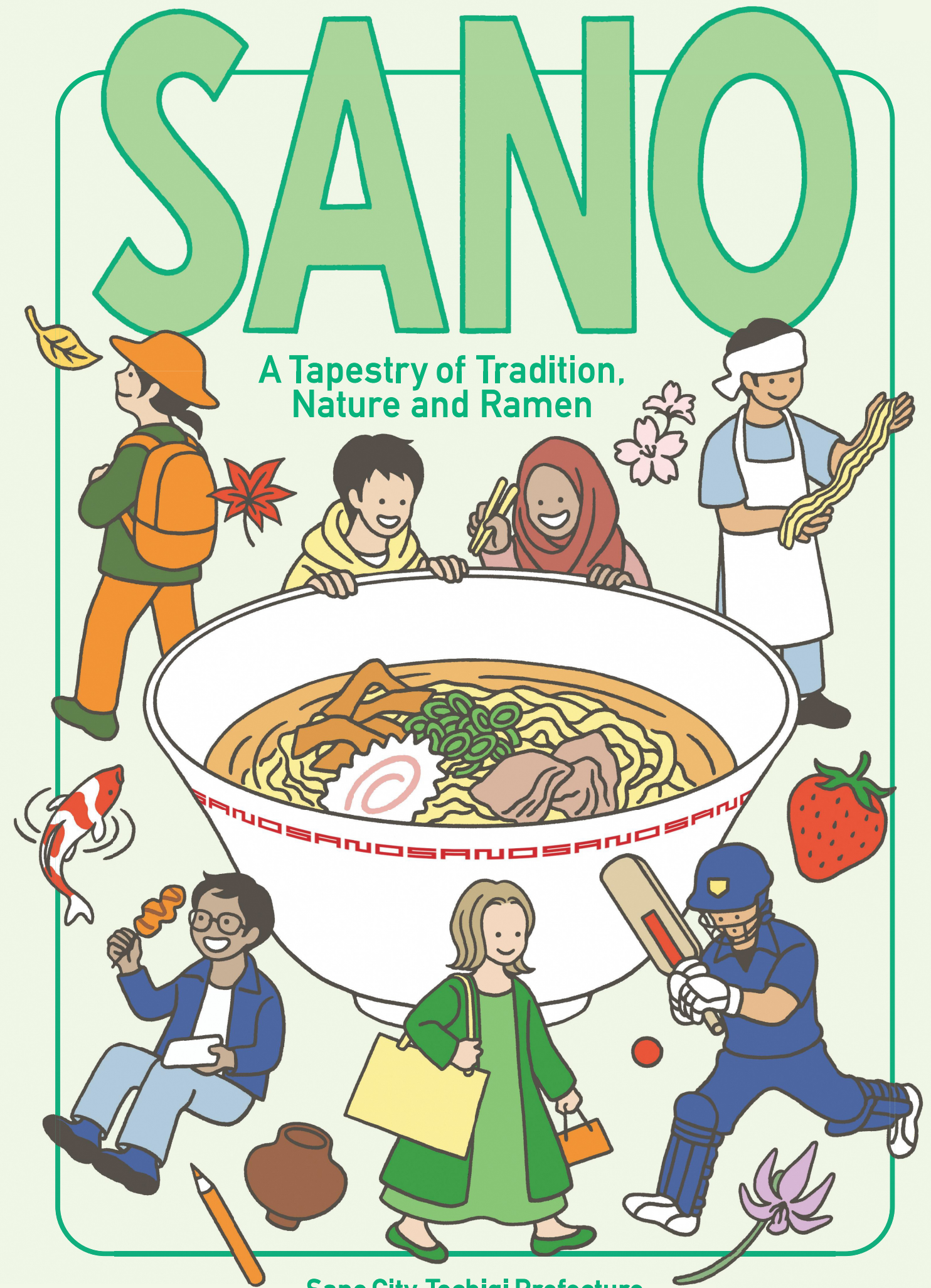
Sano City Tourism and Products Center

Sano city Office

Department of Industry Cultural
and Sports

Tourism Promotion Division

TEL: 0283-27-3011



Sano City, Tochigi Prefecture

栃木県佐野市